

**SACRED  
COMMUNICATION  
SMARTBOOK:  
CHBOLC**

US Army Chaplain Center & School, updated 29 November 2018

# Table of Contents

Statutory Law: p.3

Conduct Religious Services in Unified Land Operation: p.4

Military Homiletics: p. 5

Sacred Text: p.6

Forming the Idea/Theme/Proposition: p.7.

Application/Purpose of the Sermon/Homily/Khutbah/Presentation: p.8.

Introductions & Conclusions: p.9

Tips for Illustrations: p.10

Structure: p.11

Honoring the Dead: p.12

Crafting the Memorial Message/Resources: p.13

# Statutory Law & Why Chaplains Exist

“Each chaplain shall, when practicable, hold appropriate religious services at least once on each Sunday [or applicable holy day] for the command to which he is assigned . . .”

--Title 10, 3547, US Code

# Conduct Religious Services in Unified Land Operations (Field Services) 805D-56A-6803

## Create Sacred Space Anywhere

By using a Chaplain kit and some planning, you can provide quality Religious Support regardless of time, location, or mission.



***GOD IS NOW HERE***

# Military Homiletics



## Roadmap for a Sermon/Homily/ Khutbah/Presentation

### GOOD RHETORIC CONTAINS

SACRED TEXT

IDEA/THEME/PROPOSITION


APPLICATION/PURPOSE

INTRODUCTION

ILLUSTRATIONS

CONCLUSION

# Sacred Text



*Always start with the Sacred Text*

# Forming the Idea/Theme/Proposition

**Subject?** (What is the author talking about?)

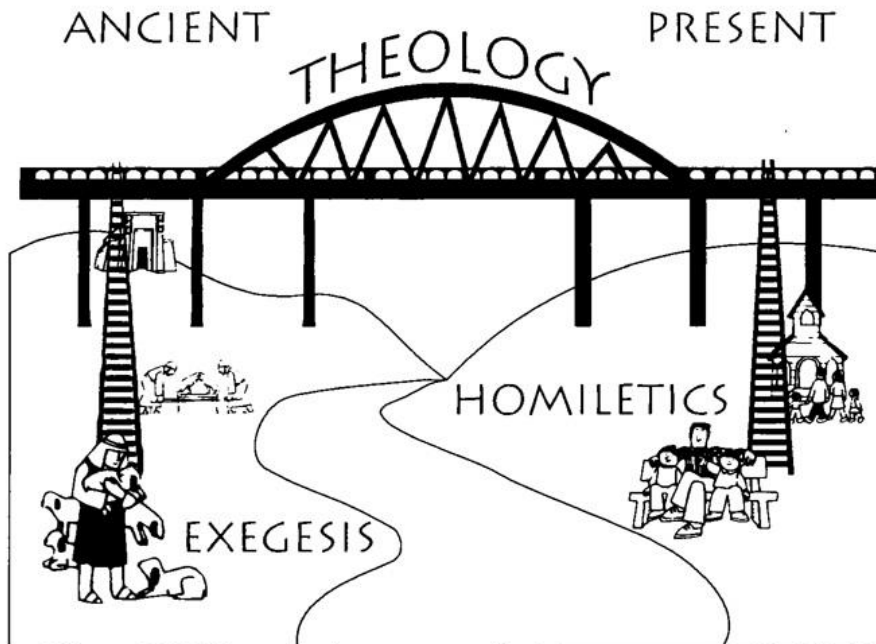
Behind every subject there is a question either stated or implied.

**Complement:** (What exactly am I saying about what I am talking about?) The answer to the question that the author is raising.

It **completes** the Subject or answers the Subject question to form the Idea.

**Subject + Complement = Idea**  
(Robinson, *Biblical Preaching*, p.41)

# Application/Purpose of the Sermon/Homily/Khutbah/Presentation



## How do we get them there?

- 1. Where does this timeless truth show up in your own life?*
- 2. Run the truth through your audience.*
- 3. Develop mental pictures that apply to the concept from the Sacred Text.*
- 4. Make them detailed and extended, not vague and brief.*

# Introductions

- State the central idea or big idea when you are preaching deductively.
- It should flow into your first point
- It should grab attention since you only have the first 30 seconds to attract them to listen
- Create a tension that they want to be answered either from an illustration or rhetoric question.
- Surface a need/ desire that they want answered.

# Conclusions

- Summarize what you have preached.
- Use a real life illustration to focus your point
- Provide a sense of finality and challenge them to act.
- Do NOT introduce new material you have to land the plane.
- Conclusions are the last thing the audience hears, so it must be memorable and contain your 'big idea', in fact state it 2-3 times.
- Don't tack on a conclusion, but remember that it is the last thing that they will hear and is the utmost of importance.

# TIPS FOR ILLUSTRATIONS

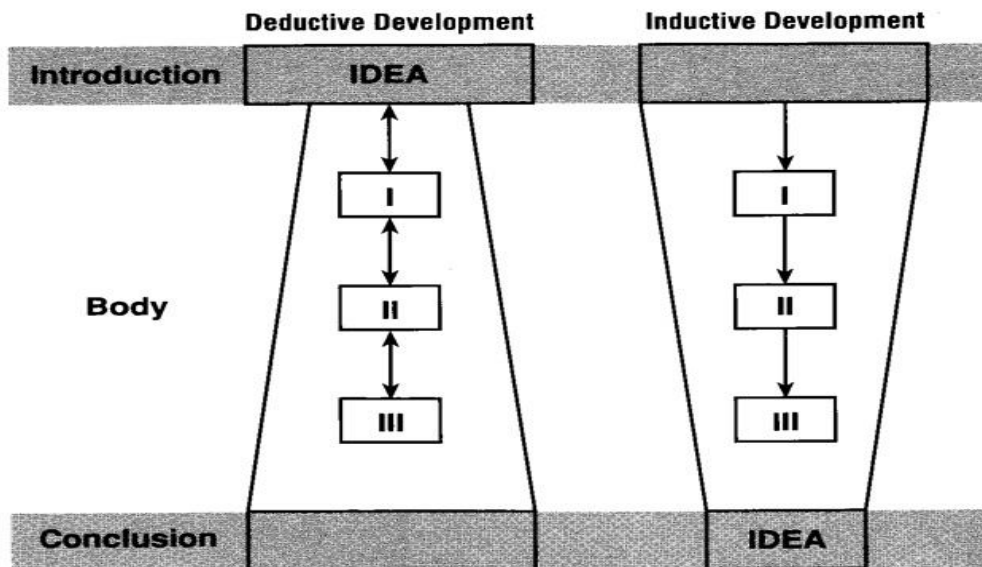
Ask the questions,

- “What am I illustrating?”
- What is the best way to support the point I am making?
- What makes an illustration powerful?
- What are ways to illustrate based on my point and purpose? (i.e.. personal story, news clip, video)
- Is the illustration too powerful or does it distract from my point? (Don't allow the illustration to overshadow the 'big idea'.

Each of these questions will help you to add illustrations that are appropriate, relevant, and timely. Never allow the illustration to overshadow everything that you are about to say. Illustrations illustrate the point, not take over the sermon.

# Structure

## Two Basic Forms of Structure



# HONORING THE DEAD



## **Memorial Ceremony**

Your commands responsibility; patriotic in nature, attendance may or may not be mandatory

## **Memorial Service**

Command program religiously orientated to the faith of the deceased; attendance is voluntary

## **Military Funeral**

Chapel Service followed by movement to grave  
Graveside Service only

# CRAFTING THE MEMORIAL MESSAGE

What we say and how we say it during the memorial matters greatly.

Remember, that the situational context matters.

Your message does not have to be original but it must be personal. Use the resources below as a guide to help you to formulate personal messages that reach those in attendance.

## RESOURCES

\*ATP 1-05.02

\*Chaplain Corps Digital Reference

*Religious Support Funerals and Memorial Services*

\*Honor the Dead: A Chaplain's Guide

\*Dignity With Brevity Model